



## Examine the Relationship between Blood Groups and Intercity Driving Jobs in Iran

Majid Tajik<sup>1</sup>, Mokhtar Malakpour<sup>2</sup> and Jamalodin Ghaznavi Bidgoli<sup>3</sup>

<sup>1</sup>PhD student Institute of Health Management Index Research Institute, Isfahan University, Isfahan, Iran

<sup>2</sup> Professor and Index Research Institute, Isfahan University, Isfahan, Iran

<sup>3</sup>Master in Mathematics, Faculty of Economics, University of Allameh Tabataba'i, Tehran, Iran

\*CorrespondingEmail:[tebkar32@yahoo.com](mailto:tebkar32@yahoo.com)

### ABSTRACT

*Background:* According to studies conducted on blood type and personality of scientists in general have reached a conclusion which can be partly realized personality of their blood type. *Methods:* The data used in this study annual observation centers across the country doctor visits and transportation contract with the toll road during 2014 and the intercity between all the drivers extracted and analyzed in an observational study. In this study, blood groups to separate drivers each province and a total provincial and descriptive analysis and correlation were determined. *Results:* The Number of drivers participating in the study were 601 391 people, with an average repeat 1 and Domain 2 was repeated. 31.4 % of subjects with blood group a, 35.4 % has blood group O, 26.4 % has blood type B and 6.9 % has blood group AB, in this study, blood groups showed correlation with the number and distribution of drivers. *Conclusion:* According to multivariate analysis indicated that all four blood groups together over a significant level of interest in driving is 0.01 impact And Table 6 shows that almost dispersal percent of people with blood group in the country with urban sprawl percent of people between the driver was And according to the characteristics and personality of different blood groups, have been engaged to drive the truck and bus And there is a significant relationship between driver and blood group. Therefore, it is suggested with regard to behavioral characteristics and blood type, respectively  $O > A > B > AB$  to reduce accident statistics in driving jobs are selected.

**Keywords:** Blood Group, Drivers, Intercity

### INTRODUCTION

#### **Blood group Type A**

Those with blood type A have a greatly changed during his life's ethics and morale. Sometimes brilliant, inventive and active and are sometimes influenced by the thoughts and plans of others. When the enthusiasm, passion and at other times they seem cold, depressed and isolated. As if I do not have nothing to do with the events around him. Sometimes disregard of what the house is going on the show. Therefore, complex characters and strange to know they are not so simple. The owners of this blood group, usually bashful and influenced people against unknown people never consider the side of caution and not do anything. Early people do not like and do not trust anyone too much. Emotionally very vulnerable and can easily tolerate criticism and unkind injustice and ingratitude to his severe injuries. Sometimes it can be egoistic. And suffer in solitude and silence, and sometimes they are and sometimes defensive and respond with sincerity. Sometimes they need a guide or counselor to assist them in the selection of reaction and the correct behavior.

This group of hate hypocrisy, people pretend, not flattery and lies. In a concerted and sincere, they feel relief and happiness, always stilted and do not risk as often afraid of failure, never hassled to do without research. Sooner

decide to start anything with obsession usually do. But seriously, when they decided, would be useful not only held back. Feelings of responsibility and intercept of this admirable and difficult job they deserve.

#### ***Blood group Type B***

Owners of blood group B outspoken people, are strong-willed and courageous. Very frank and serious talk, but the simple act of openly quibble and hand it out, do not like and it makes people irritable traits, feelings of low capacity and can not cope with them. These groups are often completely internally and is rarely affected by others and are hard to change his mind about something or someone. They cover the sensitivity of origin, they often face a mask of violence and pretending to have a heart of stone, but essentially good-tempered, honest, generous and high-minded, and if they have the ability to help someone, do not hesitate. However, sometimes selfish and prefer maverick and his time and energy to spend as little as possible personal affairs and their own interests. They are active and full contested beings. Consultants do not exhibit weakness of their own. But sometimes plagued by anxiety, impatience and anger, but even in this case, it was soon released themselves from the discomfort and anxiety. The owners of this blood group, because they are hard, unable to attract a lot of friends. But in the field of labor and social responsibilities altogether ambitious, but are positive. It is very difficult to cope with them. As always trying their power to impose ethnic backgrounds and tend to have in any case Mr. and President of others.

#### ***Blood group Type O***

Those with blood group O are, in terms of innate and natural, people upbeat, light-hearted and energetic and are considered somewhat eloquent and well able to cope with the ups and downs of life are wise. They always try to go with the time requirements, and for them is really important moment. If people are willing and sincere, good grip on his nerves, and the big problem even if imaginary, endurance and show complete indifference. Often they want to live well and enjoy all aspects and ways of life, is not confined to raise money and wealth. Of vindictiveness and revenge as far as possible, be avoided. Therefore, individuals are clean and good-hearted nature. Well known way of work and life responsibilities and know what it means, they have a lot of tact and efficiency. And it seems that the director originally created.

#### ***Blood group Type AB***

Analysis of the character and mentality of those in this group are very difficult. Because they are usually sensitive creatures, irritable and captured the feelings, emotions, dreams and their instincts are. So often seem unbalanced and unstable, whereas really do not. They usually do not have inner peace and often conflicting and unexpected reactions manifest and among their own people and with determination, too little to be found. Some of them really do not have confidence in themselves and are always looking for someone to rely on him. Always skeptical of their talents and abilities and suffer from some form of anxiety or psychological struggle. And sometimes as a result of this spiritual crisis, a result of years of suffering damages and lose his. In general, the existence of this group of people, two different characters lies. Sometimes they are very passionate and when to be useful when dealing with small problems hinder or completely lose it and to take refuge in the world of loneliness and isolation. The maple, mentally flexible, they are remarkably unusual intelligence and taste. But barely able to adapt to the environment and the so-called crowd. However, this people are very successful in the world of friendship and good friends know how they are influenced by internal and external perfection. Generosity and great efforts of this group is unimaginable. Usually the giveaway enjoy and never regret not. By nature, people are kind and loving man (1).

### **MATERIALS AND METHODS**

This study is observational studies. The study population consisted of all truck and bus drivers engaged in road transport organization 2014 toll of 601,391 people have formed. Medical Database drivers and data used by visiting census was extracted. Inclusion criteria drivers who are under examination at least once a toll agencies have been true health of the system.

Due to legal requirements for drivers who daily references to the annual medical examination centers across the country issued a health card, In this sense applied by the researcher is no compulsion, no coercion or punishment for non-admission or non-admission, as well as the study subjects not intended and complete satisfaction of all participants in the study have now been done and respect the patient's privacy. Finally, on data analysis has been done as a whole and not individual. Variable blood groups into four major groups A, B, AB, O defined.

#### ***Blood group Type A***

Type A: antigen on the surface of their red blood cells and blood plasma anti-blind B (anti-antigen B) are met.

**Blood group Type B**

Type B: antigens on the surface of their red blood cells and plasma blood are also blind anti-A (anti-antigen A) as their own.

**Blood group Type AB**

Type A and B: antigens on the surface of their red blood cells and plasma, blood, none of the antibodies are not blind.

**Blood group Type O**

None of the antigens on the surface of their red blood cells do not possess both anti-blind (2).

**Table 1. Classification of blood groups in 1879 Lndshaynz**

Antibodies in serum	phenotype	genotype
AA,OA	A	anti-B
BB,OB	B	anti-A
	AB	AB
oo	o	anti-A,anti-B

Drivers of descriptive statistics were used for the study of blood groups and data analysis software was used SPSS 22 and EXCEL. Null hypothesis, significant differences exist on personality with 4 levels of blood groups Or equivalently significant impact on the character or relationship of blood groups do not exist in the 4 level.

**Table 2. Frequency test drive by each province in the past 10 years (2005-2014)**

The total testing	2014	2013	2012	2011	2010	2009	2008	2007	2006	2005	The total population of the country	Provinces
226955	40699	35724	30647	26017	17336	15642	13237	11571	10827	5020	3864760	East Azarbaijan
134539	16708	17510	14817	19273	15990	13402	9415	15188	2772	552	3158068	west Azarbaijan
94670	13563	12081	10884	10275	9659	7954	7055	6310	6391	3499	1301375	Ardabil
496937	62283	61243	50097	54542	51504	56843	35393	46136	21585	25110	5030267	Esfahan
36804	6574	5548	4503	3911	3382	2508	2516	2401	2675	322	592950	Eilam
65257	7560	7521	7683	8029	6114	6863	3582	6774	2009	5127	987881	Bousher
327352	44822	42812	36282	39686	38991	32258	23767	23234	12205	14001	15490487	Tehran
84098	13803	12696	10575	11073	7364	6015	3516	3841	2672	3322	934876	Bakhtiari
29562	5844	4973	3734	3791	2791	2773	1963	372	-	358	708603	southern Khorasan
355158	47118	45095	40629	40621	36943	35305	24319	29848	15180	16340	6219982	Razavy Khorasan
37297	7461	7119	5458	4863	3738	2200	3089	16	-	-	878204	North Khorasan
184755	31222	26489	23710	19729	18737	15539	11091	11894	6195	5438	4681648	Khozestan
53064	8487	7901	7481	7707	7250	5384	4897	366	-	-	1029588	Zanjan
38466	5652	5056	4399	4158	3514	3080	2485	2874	1557	1591	653833	Semnan
68808	9740	9283	8587	7493	6683	5623	4335	5448	3638	2616	2864666	Sistan and Baluchestan
303484	50214	46622	36743	35053	26122	24635	15713	22685	8464	12302	4741354	Fars
81765	11806	11023	9842	9148	8078	7182	5538	4667	4728	2160	1269450	Ghazvin
48639	6986	6984	4840	5548	4921	5354	3728	4563	2415	-	1180716	Ghom
71662	11632	10349	9920	8741	8021	6606	7075	4394	-	-	1536562	Kordestan
125424	19974	18150	16049	14237	13626	10390	9487	7236	5911	1094	3085871	Kerman
113200	14641	13064	11717	13479	11211	10139	8788	10349	5255	6567	1995365	Kermanshah
29891	4107	3757	3087	3896	2515	2567	2680	3063	903	976	700589	Kohgiluyeh and Boyerahmad
90487	13717	13485	10355	10590	9777	9078	7285	5602	4566	-	1766380	Golestan
107486	12697	11732	10389	11347	10237	10068	9579	11064	7820	7043	2568782	Gilan
73861	14294	12428	7443	6766	5837	5750	4613	6320	1800	1891	1840863	Lorestan
164059	25105	23208	21164	19389	17205	16222	11271	13153	4455	1804	3180091	Mazandaran
94505	12352	11670	12792	12713	9087	7949	6106	7114	3727	4036	1457879	Markazi
105461	11481	11215	10592	12016	8898	9270	8674	10661	6509	9700	1632146	Hormozgan
156709	21905	19709	17502	17193	15158	14912	11558	12789	6959	7847	1779469	Hamedan
102869	13204	13204	11956	12168	9708	9103	6889	7772	4535	5825	1115990	yazd
total	10417	9048	7804	6894	-	-	-	-	-	-	-	Alborz
3675868	601391	536699	461681	460346	390397	360614	269644	297705	155753	144541	78248695	Total

**RESULTS**

The sample size, 601 391 people with an average repeat and repeat domain was tow. The total number of areas considered the country's 31 provinces. The relative frequency of drivers in terms of blood groups provincial breakdown is given in Table 2. Drivers with blood group O with the number of 212 783 cases (35.4%), blood group A with 188 797 cases (31.4%), blood group B with 158 562 cases (26.4%) and blood group AB detecting 41249 (6.9%), respectively, showed the highest frequency. Table 3 in terms of the distribution of these variables were shown's

Table 3. Relative frequency drivers in terms of blood groups into separate provinces – 2014

2014	Study population	A+	A-	B+	B-	AB+	AB-	O-	O+	A+	A-	B+	B-	AB+	AB-	O-	O+
East Azarbaijan	43855	13598	1533	10422	1200	2956	322	1457	12367	31	3.5	23.8	2.7	6.7	0.7	3.3	28.2
west Azarbaijan	17683	7556	450	3454	358	973	83	498	4311	42.7	2.5	19.5	2	5.5	0.5	2.8	24.4
Ardabil	14539	4490	562	3112	392	900	119	545	4419	30.9	3.9	21.4	2.7	6.2	0.8	3.7	30.4
Esfahan	66534	17488	1792	17615	1939	4037	432	2230	21001	26.3	2.7	26.5	2.9	6.1	0.6	3.4	31.6
Eilam	6974	2331	197	1541	113	402	13	204	2173	33.4	2.8	22.1	1.6	5.8	0.2	2.9	31.2
Bousher	7900	1820	105	2108	133	361	26	202	3145	23	1.3	26.7	1.7	4.6	0.3	2.6	39.8
Tehran	47910	13971	1391	12003	1248	3048	291	1599	14359	29.2	2.9	25.1	2.6	6.4	0.6	3.3	30
Bakhtiari	14543	3959	329	3120	261	726	55	470	5623	27.2	2.3	21.5	1.8	5	0.4	3.2	38.7
southern Khorasan	6290	1471	180	1897	242	433	49	263	1755	23.4	2.9	30.2	3.8	6.9	0.8	4.2	27.9
Razavy Khorasan	37663	12684	1444	1594	1702	3789	415	1673	14362	33.7	3.8	4.23	4.5	10	1.1	4.4	38.1
North Khorasan	8054	2209	243	2139	263	545	70	272	2313	27.4	3	26.6	3.3	6.8	0.9	3.4	28.7
Khozestan	33137	9320	576	8636	673	1908	144	848	11032	28.1	1.7	26.1	2	5.8	0.4	2.6	33.3
Zanjan	9120	2659	281	2198	201	612	52	281	2836	29.2	3.1	24.1	2.2	6.7	0.6	3.1	31.1
Semnan	6076	1637	150	1581	161	409	32	173	1933	26.9	2.5	26	2.6	6.7	0.5	2.8	31.8
Sistan and Baluchestan	10348	2456	211	2924	246	634	45	303	3529	23.7	2	28.3	2.4	6.1	0.4	2.9	34.1
Fars	53064	13473	1014	13740	1148	2847	244	1576	19022	25.4	1.9	25.9	2.2	5.4	0.5	3	35.8
Ghazvin	12650	3535	353	3279	305	805	77	378	3918	27.9	2.8	25.9	2.4	6.4	0.6	3	31
Ghom	7499	1992	190	2010	201	484	42	229	2351	26.6	2.5	26.8	2.7	6.5	0.6	3.1	31.4
Kordestan	12306	3622	293	2929	248	711	49	324	4130	29.4	2.4	23.8	2	5.8	0.4	2.6	33.6
Kerman	20938	7349	340	4931	431	1071	81	537	6198	35.1	1.6	23.6	2.1	5.1	0.4	2.6	29.6
Kermanshah	15585	4922	426	3628	345	951	90	436	4787	31.6	2.7	23.3	2.2	6.1	0.6	2.8	30.7
Kohgiluyeh and Boyerahmad	4284	1230	73	852	47	184	10	119	1769	28.7	1.7	19.9	1.1	4.3	0.2	2.8	41.3
Golestan	14848	3951	344	4394	386	1107	97	395	4174	26.6	2.3	29.6	2.6	7.5	0.7	2.7	28.1
Gilan	13515	3578	468	3238	377	766	85	583	4420	26.5	3.5	24	2.8	5.7	0.6	4.3	32.7
Lorestan	15174	5379	313	3172	238	835	61	371	4805	35.4	2.1	20.9	1.6	5.5	0.4	2.4	31.7
Mazandaran	26674	6294	538	7108	632	1564	131	899	9508	23.6	2	26.6	2.4	5.9	0.5	3.4	35.6
Markazi	13233	3546	315	3258	296	829	80	477	4432	26.8	2.4	24.6	2.2	6.3	0.6	3.6	33.5
Hormozgan	12255	2991	243	3384	269	745	55	388	4180	24.4	2	27.6	2.2	6.1	0.4	3.2	34.1
Hamedan	23426	6728	584	5971	491	1474	120	652	7406	28.7	2.5	25.5	2.1	6.3	0.5	2.8	31.6
yazd	14220	3594	444	4183	552	938	98	497	3914	25.3	3.1	29.4	3.9	6.6	0.7	3.5	27.5
Alborz	11094	3253	329	2749	294	674	63	372	3360	29.3	3	24.8	2.7	6.1	0.6	3.4	30.3
<b>Total</b>	<b>601391</b>	<b>173086</b>	<b>15711</b>	<b>143170</b>	<b>15392</b>	<b>37718</b>	<b>3531</b>	<b>19251</b>	<b>193532</b>	<b>28.8</b>	<b>2.6</b>	<b>23.8</b>	<b>2.6</b>	<b>6.3</b>	<b>0.6</b>	<b>3.2</b>	<b>32.2</b>

Table 4. descriptive statistics variable blood groups nationwide inter-city drivers

	N	Range	Minimum	Maximum	Sum	Mean	
	Statistic	Statistic	Statistic	Statistic	Statistic	Statistic	Std. Error
A	31	17977	1303	19280	188797	6090.23	859.181
B	31	18655	899	19554	158562	5114.90	773.472
AB	31	4275	194	4469	41249	1330.61	204.163
O	31	21343	1888	23231	212783	6863.97	1002.261
Valid N (listwise)	31						

Continuous Table 4

	Std. Deviation	Variance	Skewness		Kurtosis	
	Statistic	Statistic	Statistic	Std. Error	Statistic	Std. Error
A	4783.719	22883967.114	1.411	.421	1.054	.821
B	4306.511	18546037.090	2.017	.421	3.796	.821
AB	1136.729	1292153.178	1.674	.421	1.838	.821
O	5580.354	31140346.099	1.672	.421	2.047	.821
Valid N (listwise)						

Table 5. The coefficient of correlation between blood groups of inter-city drivers across the country

		O	AB	B	A
O	Pearson Correlation	1	.959**	.916**	.961**
	Sig. (2-tailed)		.000	.000	.000
	N	31	31	31	31
AB	Pearson Correlation	.959**	1	.833**	.969**
	Sig. (2-tailed)	.000		.000	.000
	N	31	31	31	31
B	Pearson Correlation	.916**	.833**	1	.889**
	Sig. (2-tailed)	.000	.000		.000
	N	31	31	31	31
A	Pearson Correlation	.961**	.969**	.889**	1
	Sig. (2-tailed)	.000	.000	.000	
	N	31	31	31	31

\*\* Correlation is significant at the 0.01 level (2-tailed)

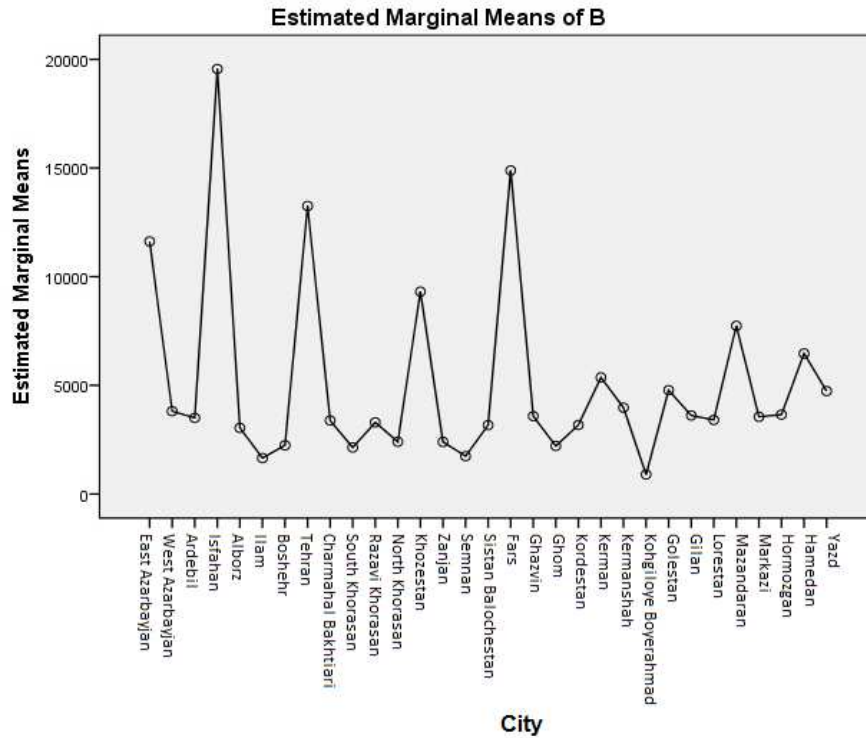


Figure 1. Estimated average marginal effect of blood group B provinces of the country

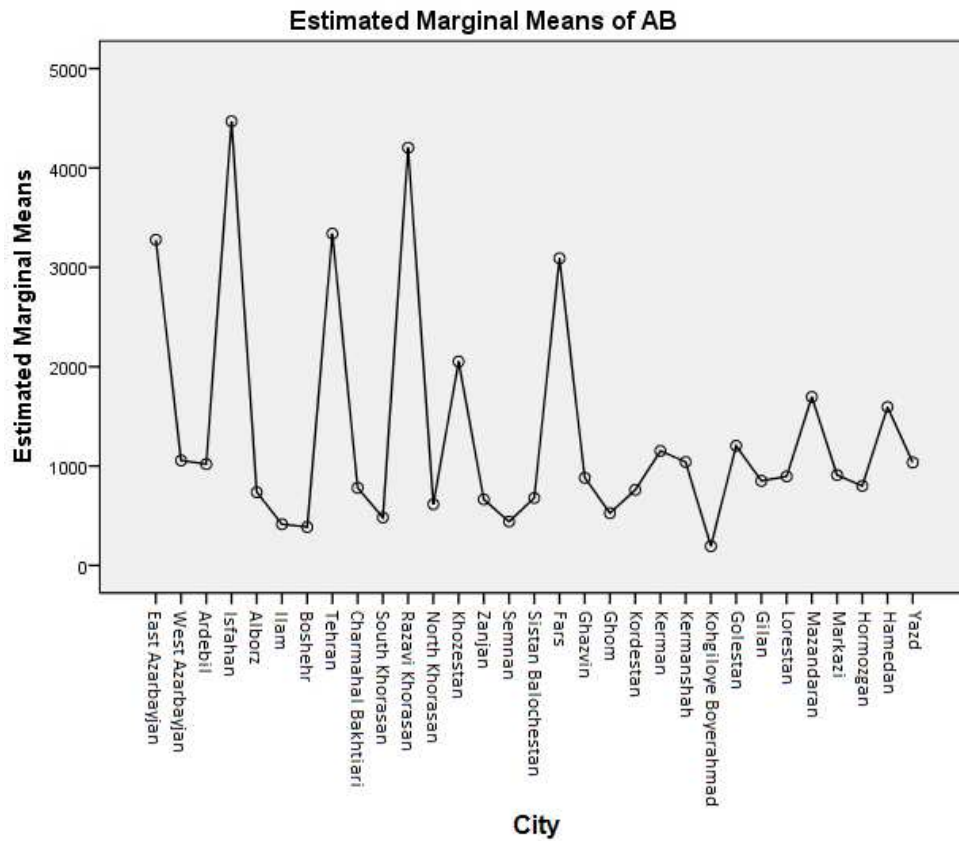


Figure 2. Estimated average marginal effect of blood group AB provinces of the country

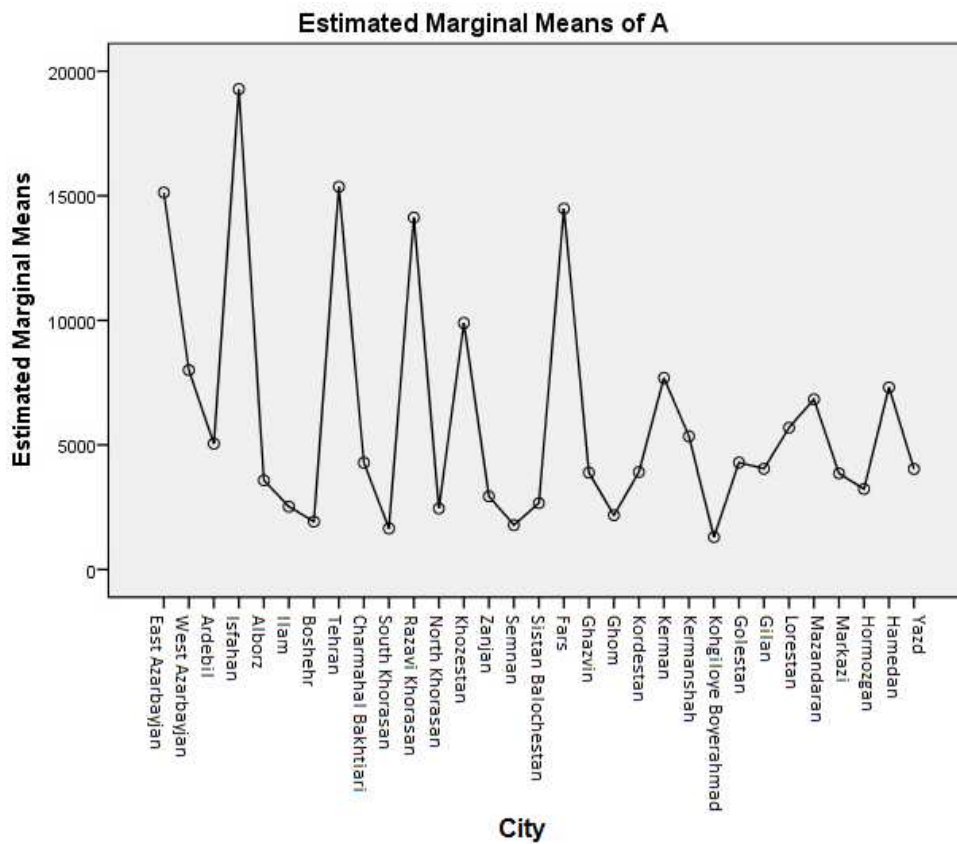


Figure 3. Estimated average marginal effect of blood group A provinces of the country

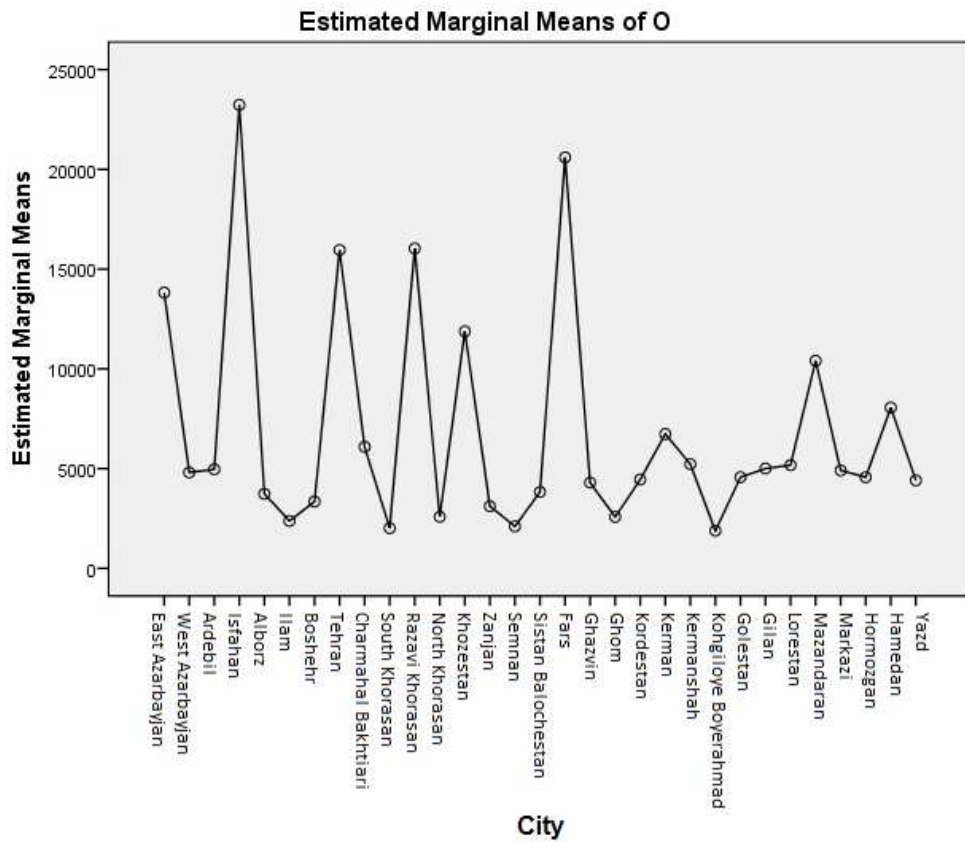


Figure 4. Estimated average marginal effect of blood group O provinces of the country

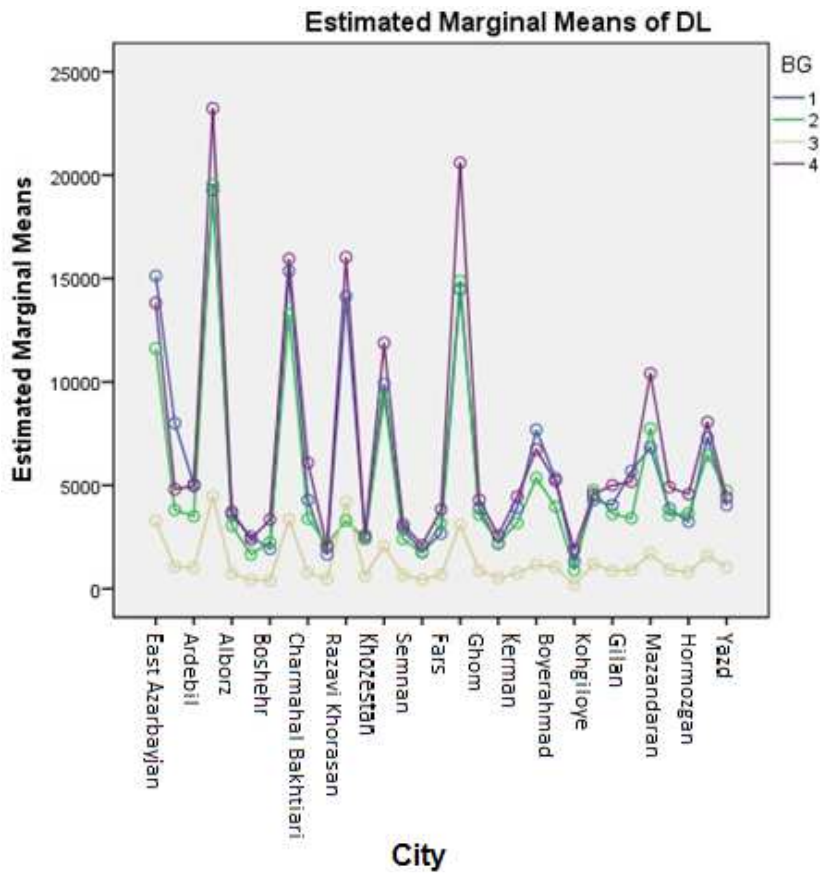


Figure 5. Estimated impact the overall average margin of four blood groups, provinces of the country

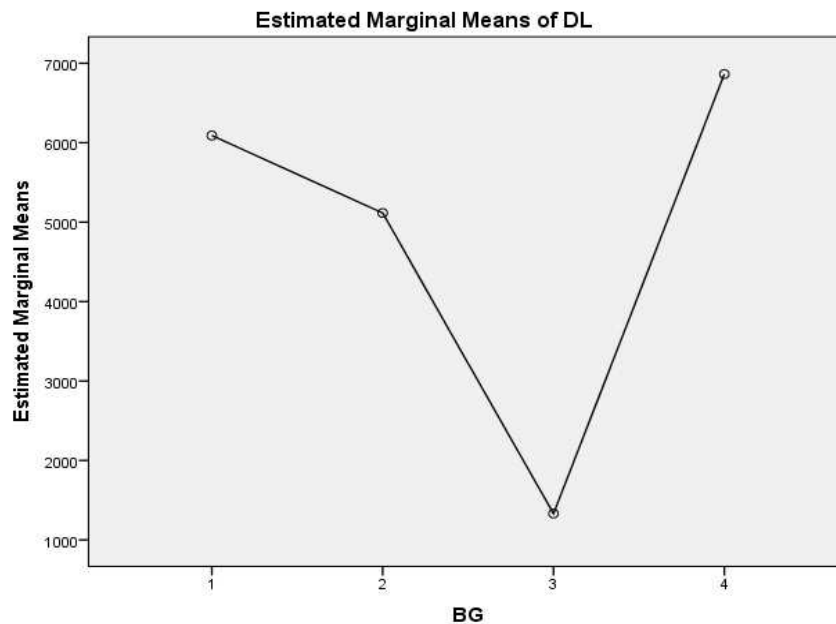


Figure 6. Estimate of the average effect of four blood groups in the region

## DISCUSSION

The relationship between blood type and personality: Part of your personality flowing in your veins are blood groups can cause a property or have personal habits?

### *Blood o - hot type*

About 38% of the world's population has blood group o + and 6% of them are o- blood group.

Specifications: Heady, strong-willed, proud, generous, social, energetic, extroverted, explicit, realistic, dramatic, public, positive, independent, risk-taking, disobedient, discredit, stubborn and self-centered. They easily become friends and go with the flow and clawing opportunities. To start a project or hunting a straightforward idea. Organized activities are good. In some cases they are not very accurate and very strong feelings show. It is possible to speed his deep disagreement with an expression of disapproval, but usually this is not sustainable. Traditional entrepreneur, motivator and are talky. So show your feelings but in dealing with other blood groups, these statements is variable. Have an innate elegance. Social character and are splendid. Disasters and crises can have good compatibility. Words and words come easily to them. Not shy to reveal their inner feelings blunt. But sometimes with entertainment details are ambitious. Interested in preserving their ties and work in this area. This group of people have a gene in the body that gives them the strength to endure suffering, confidence, courage and optimism of the will.

This group of people believe their own self-importance of the day. The reason for this is that blood type o, the world's oldest blood group However, people with this blood group, individuals determined, diligent, serious, decisive and persistent, and if the research you'll see that many current politicians in the world are o blood type.

### **Type A - cold type**

About 34% of people with blood type a + and 6% are blood group a-.

### *Specifications*

Docile and quiet, accurate, compassionate, selfless, polite, honest, loyal, sentimental, introspective and a bit nervous. Even in times of turmoil and wrath are quiet cold blood. Are sensitive to public opinion. Most introverts are shy in dealing with others or even look sick little skeptical. For relationships, valued and loyal than others. Are skeptical about the changes. Lovers of nature, avoiding the crowds and busy. A safe haven and hiding places for your personal or need. Generally are non-conclusive. Are ready to participate in teamwork, especially when they are given grammatical. Are not interested in a relationship and trying not to do too much. The important properties of a blood group that eating vegetables will enjoy it and are very delicate digestive system. Their defense systems where good living finds consistency, Disaster psychological problems such as stress and calm the mind with good resistance and are productive members. This group of people are prone to stress and the best way to treat stress among this group is the use of yoga. In general, moderate exercise is very useful for people in this group, these



groups, as well as large and populous communities can live, And in general they are people to obey the law, are regularly and properly. Self-respect and respect for others leave good memories in another person. From the inception of this group were the first humans on earth, intelligent people, and sensitive and with enthusiasm and were able to fight with the events in their environment. These people can decide well and good in critical situations and act correctly. They can also be hard at times, anxiety and emotional control well. But when emotion too far exceeds them, they explode. This group of people can not be good candidates for jobs that require careful management while people with blood group are o has the authority.

### ***Blood type B - LIVE***

About 9% of the world population has blood group b + and 25% are blood group b-

#### ***Specifications***

Bright and cheerful, optimistic, active, sensitive, gentle, forgetful, disorganized, not organizations scrambled, noisy, arrogant and energetic, serious. In pursuit of the target, usually the best ones are top teams and individuals. Most things are sustaining themselves with the procedures of their own. Adventurous and brave characters, are interested in having a clear and specific way, social creature's cookies are interested in hospitality. Interested in maintaining relations and work in this area.

People with blood type b in the face of disasters can immediately change the situation And coordinate with the circumstances of time and place; That does not mean that they are not steadfast in their minds All it means is that any change can be synchronized to protect themselves from dealing with the problems. The group b able to fight off a lot of resistance to common diseases. The group b able to fight off a lot of resistance to common diseases. Even though heart disease and cancer are also more durable they can get. These people show more resistance against diseases and patients are less likely than other groups. Everyday tasks with the utmost precision and discipline are doing. The efficiency of exercise and eating a lot of them useful. More comfortable living conditions for these people. Are less uncomfortable encounters; they can well understand the views of others. 30 to 40 percent of millionaires are blood group b. Many of the world's top-level managers and individuals with blood type b. This group of people has a remarkable balance and coordination are body functions. There is a different energy in their bodies ,Agree and are parallel and therefore they are less likely to develop the disease. B blood group properties having a regular life and relaxed.

### ***Blood group AB - regardless of need care and attention***

About 4% of blood group ab +and 1% are blood group ab-

#### ***Specifications***

Social, not strict, caring, compassionate, diplomatic, from surfing, creative, unpredictable, artist, flexible, moody, a mixture of contradictions, shy in front of others, fearless and rude with others, extroverts and introverted, sometimes is unpredictable ,Apparently sometimes seem very cool. Great creative power, capable of finding problems and bypass them interested in the urban environment, easily tired. It seems that whatever they are doing is compelling. Never do something to appreciate. Seem mysterious. Can appear in social activities coordinator. Are not interested in a relationship and not trying to do too much. Characteristic of this group, along with a group of properties and b together. The ability to alter physical conditions with changing external factors have sensitive digestive system and weak. Their immune system is low resistance and can use sports to environmental stress and discomfort respond. There is creativity in people. They respond to stress in its early stages and it will go through. In this group of people there love in the true sense. These people, kind, good-natured, polite and quiet. The desire to advise and guide the people in them is high and many of them lost everything they do comes back to help others. Weak immune system against germs and viruses themselves do not have much resistance. Ab Group for many people of good faith and good heart, good people always want. And invite all to peace. Many therapists and those who work with the healing energy of their blood group ab (3).

In the crowd of about 42 percent of blood group A ,About 9 percent of blood group AB, and 42 percent had blood group O are. However it should be noted that a blood group antigen and antibody can never exist in a person's body. Because in the event of hemolysis, blood circulation is disrupted and destroyed individual cells. Blood group O, AB, B, A represents a person's red blood cell phenotype consistent with a simple system which consists of a three allelic genes A, B, O is inherited (4).

During the reported Iranian Blood Transfusion Organization in October 2013, Total number of blood donations in the first six months of 2013 (about one million and 95 thousand units of blood), blood type AB negative is less than 1 percent. The organization, 27% of A positive, A negative 3%, B 22% positive, B negative 5.2%, AB positive 7%, O positive and O negative 4% 5/33 percent, During this period, announced the total blood (4).

**Working relationship with blood group AB**

They always skeptical about what they do, not satisfied with their work never succeed, even if the highest.

**Working relationship with the blood group B**

People with blood type B are usually the most talented artists and the artwork more successful than the rest. They have a talent for art since childhood with him. Of course, usually in math, science and other subjects are not good art.

**Working relationship with blood group A**

Best jobs for people with the blood type of job in which they can use their ability to focus on details. They are wrong too low and rarely lose precision and focus.

**Working relationship with blood group O**

People with blood group O are competitive and individualistic, and this makes them quite easily be integrated with structured work environments.

**Blood type O personality**

This group of people have a gene in the body that gives them the strength to endure suffering, confidence, courage and optimism of the will. This group of people believe their own self-importance of the day. The reason for this is that Group O is the oldest blood group of the world.

**Blood Type A personality**

The important properties of blood type A people that enjoy eating vegetables and are very delicate digestive system. Where they live with their immune system finds a good match.

**Blood type B personality**

Group B against many common diseases people can be resistance. Even if you have heart disease and cancer also have a higher life can.

**AB blood type personality**

Group A and B properties characteristic of this group comes together. The ability to alter physical conditions with changing external factors have sensitive digestive system and weak. Their immune system is low resistance and can use sports to environmental stress and discomfort respond (5).

**CONCLUSION**

According to multivariate analysis indicated that all four blood groups together over a significant level of interest in driving is 0.01 impact And Table 6 shows that people with blood group in the country with almost cent percent distribution of drive between urban sprawl is homogeneous. And according to the characteristics and personality of different blood groups, have been engaged to drive the truck and bus. And significant relationship between blood groups are motorists' driving job. The selection of driving jobs according to blood type can help significantly in reducing road accident statistics. Therefore, it is suggested with regard to behavioral characteristics and blood type, respectively O> A> B> AB to reduce accident statistics in driving jobs are selected.

**Table 6. Percentage of blood transfusion and blood groups found by the study**

<b>B.G</b>	A+	A-	B+	B-	AB+	AB-	O+	O-
<b>Studies</b>								
Blood Transfusion Organization 2013	27	3	22	2.5	7	1<	33.5	4
This study2014	28.8	2.6	23.8	2.6	6.3	0.6	32.2	3.2

**REFERENCES**

- [1] Fra, Publisher, managing of tomorrow, Article Excerpt management, No. 98, psychology andpersonality based on blood group, 2010.
- [2] Farzin T., Blood groups factors of health, 2011.
- [3] RBC compatibility tableAmerican National Red Cross, December, 2006.
- [4] Haji Begay Bashir, Blood groups of the Iranian people, Iranian Blood Transfusion Organization, 2014.
- [5] Psychology and a better life, the relationship between blood type and personality psychology A B O AB, 2015.